


# Morris water maze


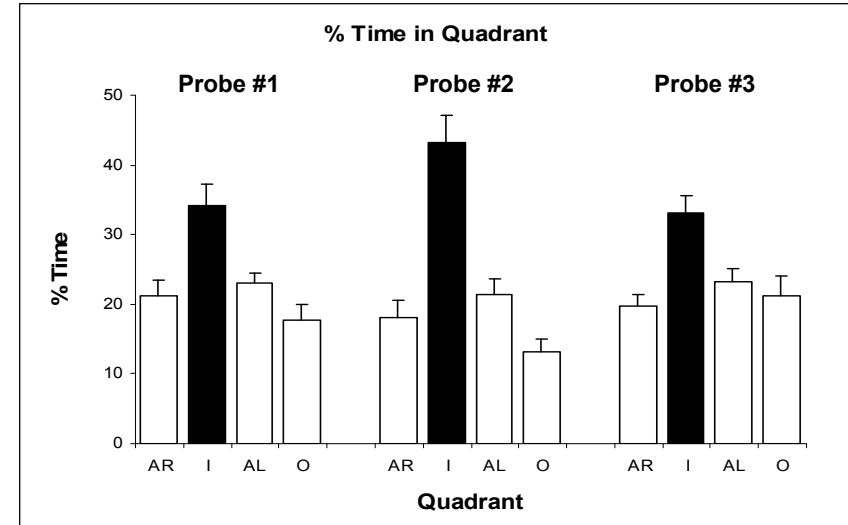
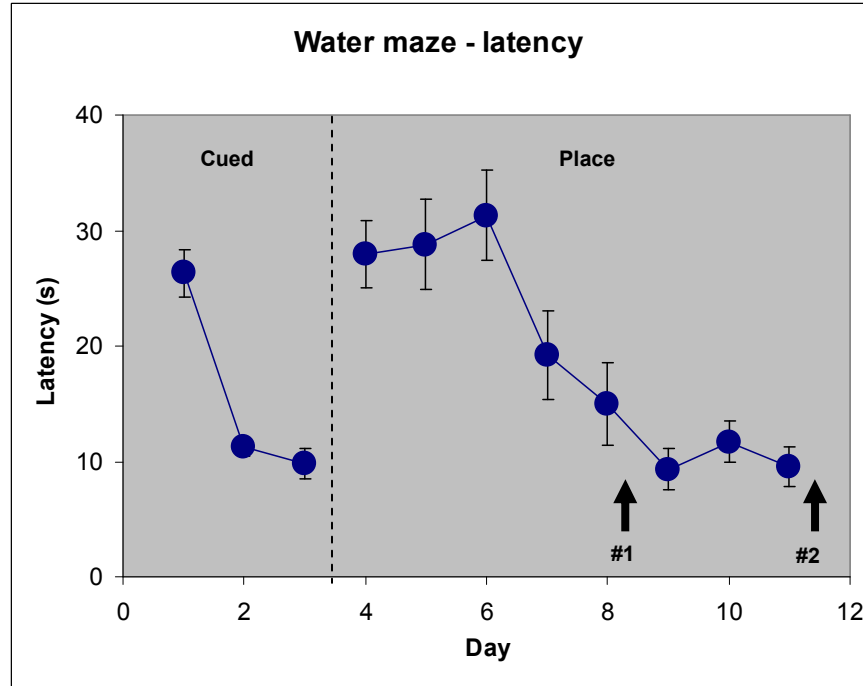


# Morris water maze

- CanCog offers a Morris water maze (MWM) capability in the rat.
- We welcome discussion on study designs to best meet client needs.
  - Adapt test to see if NCE's improve or impair performance.
- 30+ years experience running the MWM procedure both in Pharma and Academic environments.
- In addition to a standard test design, the following options can be offered:-
  - Option to deliver test article by systemic, oral gavage or direct CNS via intracerebroventricular cannulation. Acute and chronic administration protocols available.
  - Option to utilise young or aged rats. Pigmented or albino strains.
  - Various trial designs can be offered, e.g cued and place learning/retention, massed vs. spaced trials.
  - Parallel groups for drug PK analysis.
- *CanCog realizes that not all customers have the same needs.....*

# Sample experiment

- Male SD rats, age 3 months.
- Test design: 3 trials/day (10min ITI): CUED test days 1-3, PLACE test days 4-11, PROBE test at day 5 and 8 of place learning. PROBE 3 test conducted 7 days post training completion.
- Robust spatial learning and memory.



# Selected bibliography



**Milgram NW**, Segal M (1985) Dissociation of physiological and cognitive recovery following transplantation of septum into hippocampus. *Neuroscience Letters, Supplement 22*, 429.

**Milgram NW**, Isen, D, Pepkowski M, Palantzas H, and Mandel D (1988) Deficits in spontaneous behavior and cognitive function following systemic administration of kainic acid. *Neurotoxicology*, 9, 611-624.

Rick, JT, Ivy GO, **Milgram NW** (1996). Short intertrial intervals impair watermaze performance in old Fischer 344 rats, *Journal of Gerontology: Biological Sciences*, 51A, B253-B260.

Cammisuli S, Murphy MP, Douglas C, Balkissoon V, Holsinger D, Head E, Michalakis M, Racine RJ, **Milgram NW** (1997) Development of spontaneous seizures over extended electrical kindling: exploratory behavior and spatial learning. *Behavioral Brain Research*, 89, 179-190.

Kirkby DL, **Higgins GA**. Characterization of perforant path lesions in rodent models of memory and attention. (1998) *Eur. J. Neurosci.*, 10: 823-838.

**Higgins GA**, Kew JNC, Richards JG, Takashima H, Jenck F, Wichmann J, Adam G, Kemp JA, Grottick AJ. (2002) A combined pharmacological and genetic approach to investigate the role of orphaninFQ in learning and memory. *Eur. J. Neurosci.*, 15: 911-922.

**Higgins GA**, Ballard TM, Huwyler J, Kemp JA, Gill R. (2003) Evaluation of the NR2B-selective NMDA receptor antagonist Ro 63-1908 on rodent behaviour: evidence for an involvement of NR2B NMDA receptors in response inhibition. *Neuropharmacology*, 44: 327-344.

Richards JG, **Higgins GA**, Ouagazzal A-M, Ozmen L, Kew JNC, Bohrmann B, Malherbe P, Jacobsen H, Brockhaus M, Loetcher H, Czech C, Huber GS, Bluethmann H, Kemp JA. (2003) Transgenic mice, overexpressing hAPP<sup>sw</sup> and hPS2<sup>mut</sup>, show age-related discrete amyloid deposition and inflammation associated with cognitive deficits. *J. Neurosci*, 23: 8989-9003.

**Higgins GA**, Ballard TM, Kew JNC, Richards JG, Kemp JA, Adam G, Woltering T, Nakanishi S, Mutel V. (2004) Pharmacological manipulation of mGlu<sub>2</sub> receptors influences cognitive performance in the rodent. *Neuropharmacology*, 46: 907-917.



Please contact:

Guy A. Higgins, Ph.D. for further detail

Email: [guyh@cancog.com](mailto:guyh@cancog.com)

